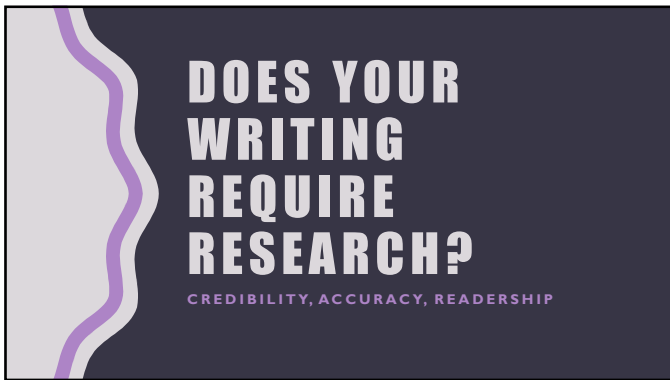
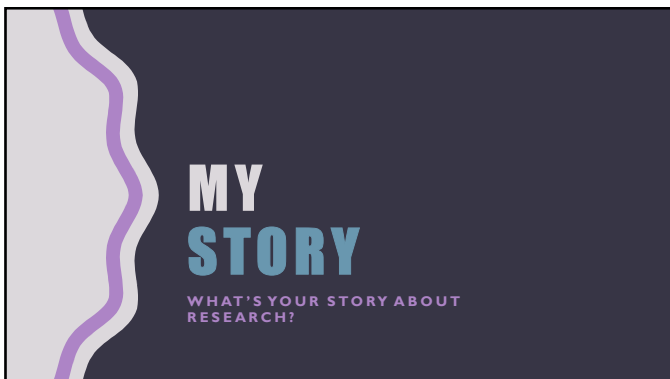





1



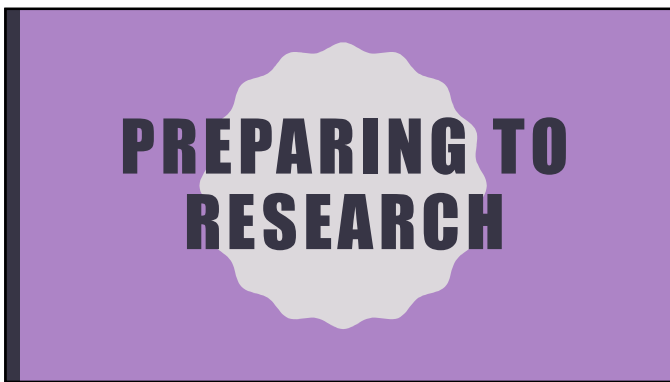
2



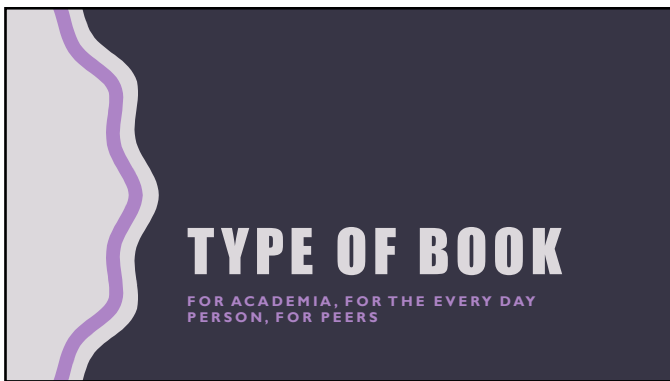
3



4



5



6

**WHO IS YOUR READER?
TYPE OF BOOK**

- To Peers
- Everyday man or woman
- Children
- Academia

7

TYPE OF RESEARCH

8

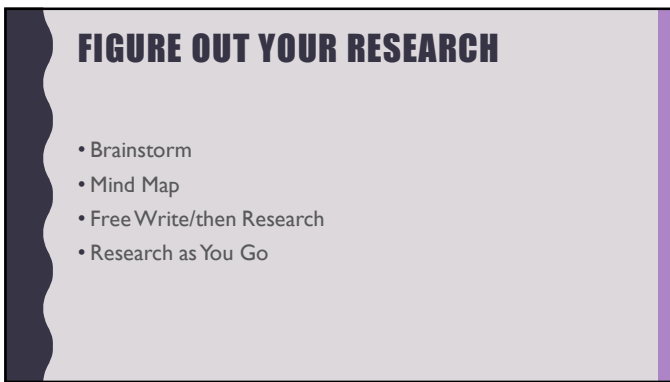
TYPE OF RESEARCH

- Interviews
- Videos
- Books
- Articles online
- Scholarly Journal Articles

9



10



11



12

FIND THE RESEARCH

- EVERYTHING IS RESEARCH
- Word
- One Note
- Google
- YouTube
- Documentaries – PRIME/NETFLIX
- People – interviews/experts
- Research sites
- Research Assistants

13

NOTE YOUR RESEARCH

14

NOTES

- Direct Quotes
- Summary
- Paraphrase

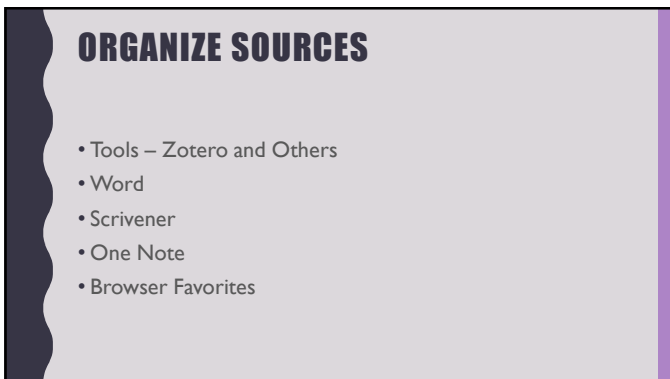
15



16



17

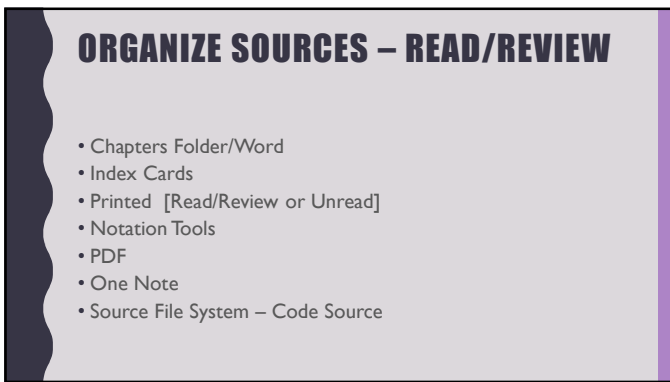


18

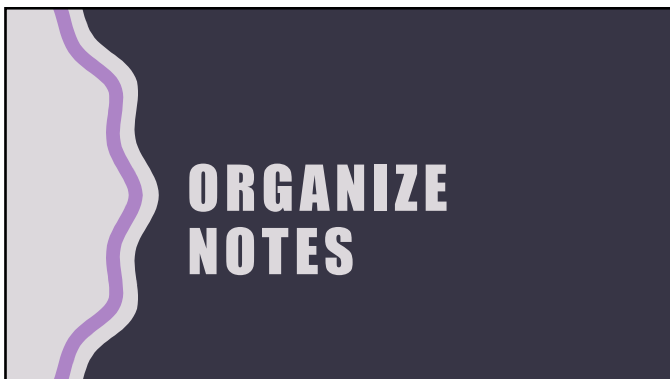


ORGANIZE SOURCES FOR READ/REVIEW

19

- 
- ## ORGANIZE SOURCES – READ/REVIEW
- Chapters Folder/Word
 - Index Cards
 - Printed [Read/Review or Unread]
 - Notation Tools
 - PDF
 - One Note
 - Source File System – Code Source

20



ORGANIZE NOTES

21

ORGANIZE NOTES

- Within Word Doc/Chapter itself
- It's OWN Source File
- Mixed Comprehensive Source File using Navigation (Word)
- Scrivener
- On Note Cards - Ryan Holiday
- One Note Research Notebook
- Scrivener or Other Tools

22

ORGANIZE BIBLIOGRAPHY

23

ORGANIZE NOTES

- Footnotes
- End notes
- End of the Book Reference page
 - By Author Last Name
 - By Number (Chapter 1 - 1,2,3,etc)
 - With Context

24

REFERENCES

- **Google Research** - <https://ai.google/research/pubs/>
- **Christian Manual**
- **Chicago Manual**
- **Article – Best sites for research** - <https://www.teachthought.com/learning/100-search-engines-for-academic-research/>
- **Organize Note Cards** - <https://www.youtube.com/watch?v=LGky7V9tBf8>
- **Notes card research method** - https://www.youtube.com/watch?v=cMnor_tTUzE (Ryan Holiday)
